

# 4444 Vertical Pit Pump



Since 1948

## High-Capacity 4" Pump for Wastewater & Liquid Slurry

### Efficient

- **High pumping capacity** of up to 1,580 gal./min. (5,981 liters/min.).
- **High-volume delivery.**
- **Features 16-inch (40.6 cm) impeller** for added capacity.

### Versatile

- **Variable agitation capabilities** with standard dual agitation system.
- **Various lengths available** to fit pit depths from 5 ft. 6 in. (1.7 m) to 12 ft. 10 in. (3.9 m).

### Durable

- **Abrasion-resisting steel** in high-wear areas for longer life.
- **Protection against bearing contamination.**

*Let Patz handle your manure so you don't have to!*

**Count on the Patz 4444 Pump to:**

- ✓ **Agitate** a pit.
- ✓ **Move** liquids from short-term to long-term storage.
- ✓ **Load** tankers, spreaders, & separators.
- ✓ **Transfer** wastewater.



**MANURE SOLUTIONS**  
[www.patzcorp.com](http://www.patzcorp.com)


**FLEXIBLE PAYMENT  
PLANS AVAILABLE.  
ASK FOR DETAILS.**



# More Features and Benefits of the 4444.

*An affordable & efficient way to move your wastewater & liquid slurry.*

**Impeller blades:** This versatile pump handles limited fibrous waste. The impeller blades' swept-back design increases pumping efficiency for high-volume flow through the 4-inch (101.6 mm) steel tube.




**Easy access to oil reservoir.** End guessing! Inspect oil level conveniently in the semi-transparent oil reservoir at the top of the pump. Patz recommends using an 85W90 oil.

**Protection against bearing contamination.** The lower bearing's oil-bath chamber has three seals to keep contaminants out.

**Shear plate located close to the impeller** helps prevent clogging and provides positive input.

**Lifting loops** located on top of the pump allow easy insertion and removal of the unit from the pit with a tractor loader, skid-steer loader or winch.


**A steel mounting plate** is included as standard equipment to allow precise positioning of the pump to match the pit depth. Plate can be lagged to a concrete pad or curb.



*(Guard removed for viewing.)*

**Choice of volume output:** Choose from 7½ - 40 HP single motor speed packages or 7½ and 10 HP matched twin motor speed packages along with the appropriate motor(s) to obtain the desired flow rate. Output capacities range up to 1,580 gallons (5,981 liters) per minute at 10 ft. (3.1 m) head. Capacities are based on water.

**Standard riser pipe:** Adjustable upper nozzle (raise/lower) and fixed bottom nozzle allow handling of many types of liquid manure and improve pit cleanout. The nozzles' shut-off valve has a stainless steel knife to open and close the port. You can transfer or load while agitating. An optional output shut-off valve allows faster pit agitation.



*(Shown with optional bottom flush nozzle.)*

**Tapered-bore drive pulley** mounts to a 1¾ inch (44.5 mm) drive shaft with a greaseable flange bearing at the top of the drive tube.

**Voluted design of the impeller housing and the curved blades** increase pumping efficiency.

**NEED A SMALLER OR LARGER PUMP?**  
**Ask for information on our full line of manure pumps.**



**CAUTION:** Never operate Patz equipment without all shields and guards in place. Safety is no accident. Before operating any piece of equipment, be sure to read and understand the operators manual. The manual should be kept with the machine at all times.

**Additionally, make sure all safety shields and devices are functioning properly and are securely in place.**



*For some photos in this brochure, guards were removed for photographic purposes only to allow viewing of the equipment features. Before operating equipment, all guards must be in place. Because Patz continually improves and updates products, Patz reserves the right to change the construction of machines or attachments or any part thereof without incurring any obligation to make like changes on Patz machines, or attachments previously delivered.*

*Specifications and prices subject to change without notice.*

# Patz®

**Since 1948**

**Proven Performance You Can Count On!**

**Patz Corporation**

**917 Business 141, POB 7 • Pound, Wisconsin 54161-0007**

**Ph: (920) 897-2251 • Fax: (920) 897-2142**

**www.patzcorp.com • info@patzcorp.com**

